

TH360B

Telehandler



Engine

Model	Cat® 3054E	
Gross Power	74.5 kW	99.9 hp

Weights

Operating Weight	9440 kg	20,800 lb
------------------	---------	-----------

Operating Specifications

Rated Load Capacity	3100 kg	7,000 lb
Maximum Lift Height	13 500 mm	44.3 ft

TH360B Telehandler

Caterpillar® Telehandlers offer performance and versatility.

Operator Station

- ✓ Operators will feel relaxed and comfortable in the spacious, ergonomically designed cab. Considerable attention has been paid to control layout, making this cab an industry leader. **pg. 4**

Ease of Operation

- ✓ Ease of operation was paramount in the design of the new TH360B. The single joystick, with its intuitive, modulated, hydraulic functions and the new Cat electronic machine information display are designed to maximize operator efficiency. **pg. 5**

Performance

- ✓ In its size class, the TH360B combines productivity, maneuverability and responsiveness to deliver smooth and stable performance on the job site. **pg. 6**

Serviceability and Customer Support

- ✓ The lowest operating costs in the industry — setting new standards in serviceability. Caterpillar Dealer Services enables you to operate longer with lower costs, helped by significantly extended service intervals. **pg. 10**

The TH360B is a highly versatile machine, designed to deliver maximum performance with traditional Cat reliability, durability and productivity in the toughest working conditions.



Power Train

- ✓ The TH360B is designed to perform in the toughest conditions. With its Cat 3054E engine, that is U.S. EPA Tier 2 compliant, and purpose designed Cat transmission and axles, you can depend on the TH360B to keep your job on schedule.
pg. 7

Versatility

- ✓ The TH360B is a very versatile machine. With its optional hydraulic quick coupler and extensive range of work tools, you can simply and efficiently get the job done. **pg. 8**

Cost of Ownership

- ✓ Extended service intervals and the reduction in service parts give Cat the lowest operating costs in the industry.
pg. 9



✓ *New Feature*

Operator Station

The operator station provides comfort and protection with excellent job site visibility and convenient, logical controls.



Intuitive Control Layout. All day operator comfort and efficiency is ensured through our simple, logical control layout.

Easy Access. Cab entry and exit is both easy and convenient due to the well placed handholds and step.

Operator Protection. The machine provides full operator security with ROPS/FOPS protection.

Seat. A variety of seats are available, tailored to meet the requirements of the operator and applications.

Electronic Machine Information Display. Communicates essential technical data to facilitate easier machine operation.



Excellent Visibility. The B-Series cab has superb visibility due to the use of advanced virtual design techniques.

Joystick. The joystick is capable of three simultaneous boom functions making machine operation easy. All functions are fully modulated.

Ease of Operation

Ease of operation was paramount in the design of the new TH360B. The single joystick, with its intuitive, modulated, hydraulic functions, and the new Cat electronic machine information display are designed to maximize operator efficiency.



Joystick Control. The joystick allows three simultaneous boom functions and incorporates a unique slider switch.

The joystick also operates the auxiliary hydraulic function and allows the option of a second auxiliary service for the use of work tools that require more than one hydraulic service.

Hydraulic System. The Cat Electro Hydraulic system allows all three boom functions to be operated simultaneously and proportionally. This enables precise placing of loads in challenging applications.

Auxiliary hydraulic functions are available on the joystick to allow operators to utilize more complex work tools.

A continuous flow auxiliary hydraulic supply is available for operating tools such as pickup brooms that require continuous flow for long periods of time.

Integrated System. The Caterpillar exclusive integrated management system allows the engine, transmission and hydraulic systems to operate with maximum efficiency, control and productivity.

Flow Sharing. Three simultaneous hydraulic functions are achieved using a full flow sharing hydraulic valve. A load sensing variable displacement pump allows full hydraulic power even at low revs.

Performance

The TH360B delivers high performance to meet your specific job site needs.



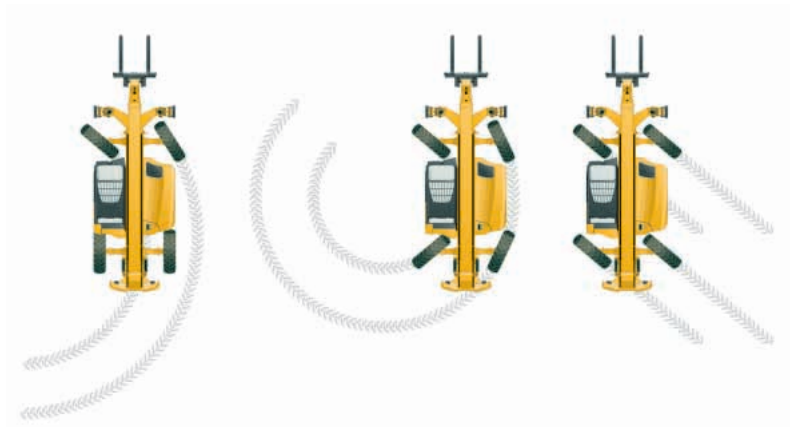
Maneuverability. The TH360B offers excellent maneuverability, due to its tight turning circle and its three different steering modes.

The TH360B has 48 degree axle steering angle and no rear tail swing, allowing it to work productively and safely in confined areas.

Steering Modes. The TH360B offers three steering modes (two wheel, crab and circle steer) to allow an operator to easily position the machine. Steering modes are selected by a single three-position rocker switch.

Lift Height. The TH360B can effectively and quickly place bricks, roofing materials and trusses to a maximum height of 13.5 m (44 ft).

Reach. Job site obstacles present challenges demanding a machine to place loads at greater distances — the TH360B delivers.



Power Train

Caterpillar engines, axles and transmissions give you the quality power train that you expect.

High Torque Rise Engine. The Cat 3054E Electronic engine is U.S. EPA Tier 2 and EU Stage II compliant. While continuing to deliver maximum performance it features improved timing, reduced smoke and exceptional service improvements. For improved sound characteristics, a venturi tailpipe has been packaged inside the engine enclosure. The cooling system has been designed to work in the most challenging conditions. Electronic engines deliver:

- Improved low idle performance
- Improved fuel consumption
- Improved cold start
- Increased diagnostic and security capability

Transmission. The TH360B has a purpose designed Caterpillar four speed forward, three speed reverse powersyncro transmission.

Axles. The TH360B is fitted with Caterpillar planetary reduction axles with four wheel braking.

For improved machine performance in difficult conditions, a differential lock is available (front axle).



Versatility

Redefine the traditional role of a Telehandler with the Cat TH360B.



Fixed Carriage
Rotate Carriage
Sideshift Carriage
Wide Carriage
Wide Rotate Carriage
Pallet Forks
Block Forks
Lift Hook
Truss Boom
Self-tipping Hopper
Material Handling Arm

Tow Hitches. A manual rear tow hitch is available for off-highway towing as an option.

Quick Coupler. An IT interface is standard on the B-Series. It is available in both a manual and a hydraulic version.

For optimum versatility, machines can be equipped with the hydraulic quick coupler, allowing the operator to quickly and easily change non-hydraulic work tools without leaving the cab.

Hydraulic Services. Machines can be equipped with Auxiliary Hydraulic services, allowing the use of hydraulically operated work tools. Three options are available:

- One auxiliary hydraulic service at the boom head
- Two auxiliary hydraulic services at the boom head
- Continuous hydraulic flow

These auxiliary hydraulic services are available as an option on the B Series through the Merchandising Arrangement (MA) structure.

Work Tools. A wide range of work tools are available to meet most job site applications.

Caterpillar Telehandler Work Tools extend the versatility of the machine. Built for performance and durability, these work tools deliver high productivity, long life and excellent value.

General Purpose Bucket (1.0 m³/1.3 yd³)

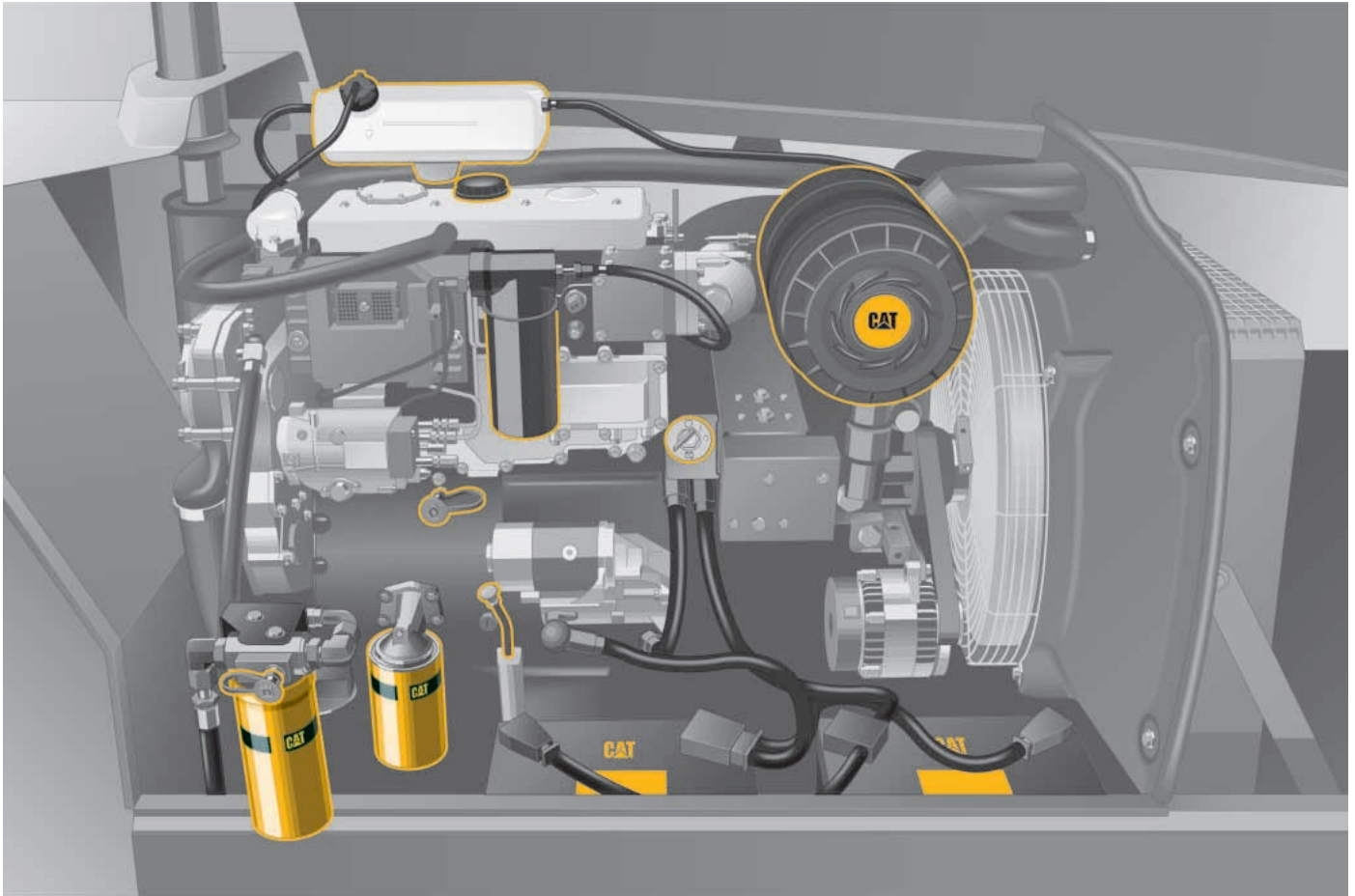
Material Handling Bucket
(1.5 m³/1.95 yd³)

Multi Purpose Bucket (1.0 m³/1.3 yd³)

Grapple Bucket (0.85 m³/1.1 yd³)

Cost of Ownership

Specifically designed to lower your owning and operating costs.



Ease of Access. Cost of ownership starts with ease of service. All Cat Telehandler service points are readily accessible and major components are easy to reach at ground level due to overall machine design.

Daily Maintenance. Routine daily maintenance is now reduced to checking fluid levels and a walkaround inspection.

Service Intervals. Engine oil, filter changes and routine lubrication are now only required every 500 hours.

Reduced Componentry. The combined hydraulic/transmission oil filter requires changing at 1,000 hours.

With the reduction in the number of filters and extended service intervals, operating costs are the lowest in the industry.

Machine Security System. Secure your investment with the Caterpillar Machine Security System (MSS), a programmable key system that provides optimum machine security for both fleet users and single owners.

- MSS disables machine by interacting with the machine's Electronic Control Modules (ECM)
- Keys fit all existing Cat machines (including machines without MSS)
- Each machine can store up to 50 key identifications
- Each key can be configured to operate a certain range of machines or enable operation for a certain period of time

Serviceability and Customer Support

Caterpillar Dealer Services enables you to operate longer with lower costs, helped by significantly extended service intervals.

Access. All Cat Telehandler service points, including the combined transmission/hydraulic oil filter, are readily accessible and major components are easy to reach at ground level due to the overall machine design.

A cab mounted service point allows access to the fuel fill, hydraulic oil fill, washer bottle, fuse box and cab air filter for routine checks.

Selection. Make detailed comparisons before you buy. Your Cat Dealer can give you precise answers to these questions.

Purchase. Look at the value that the TH360B Telehandler will offer you. Consider all the flexible financing options your Cat Dealer offers as well as day to day operating costs.

Operation. Improving operating techniques can boost your profits. Your Cat Dealer has training literature and other ideas to help increase your productivity.

Maintenance. Repair options guarantee the cost of repairs up front. Diagnostic programs such as Scheduled Oil Sampling and Technical Analysis help you avoid unscheduled repairs.

Replacement. Repair, rebuild or replace? Your Cat Dealer can help you evaluate the cost involved so you can make the right choice.



Product Support. You will find high availability of parts at our Dealer parts counter. Cat Dealers utilize a worldwide computer network to find in-stock parts to minimize machine downtime.

Additionally, Caterpillar offers a line of genuine remanufactured components which can help lower repair costs.

Easy Financing. Your Cat Dealer can provide a financing package to meet your needs.

Engine

Model	Cat 3054E	
Gross Power	74.5 kW	99.9 hp
Net Power	70.8 kW	94.9 hp
Maximum Torque	410 N·m	303 lb ft
Bore	105 mm	4 in
Stroke	127 mm	5 in
Displacement	4.4 L	268 in ³
Aspiration	Turbocharged	
Rated RPM	1400	
Engine Manufacturer	Caterpillar	

- Engine is U.S. EPA Tier 2 and EU Stage II compliant.
- Maximum net power shown is the power available at the flywheel when the engine is equipped with fan, aircleaner, muffler and alternator.
- Maximum torque shown is at 1400 rpm

Weights

Operating Weight	9440 kg	20,800 lb
------------------	---------	-----------

Operating Specifications

Rated Load Capacity	3100 kg	7,000 lb
Maximum Lift Height	13 500 mm	44.3 ft
Load at Max Height — No Stabilizers	3100 kg	7,000 lb
Load at Max Height — Stabilizers Down	3100 kg	7,000 lb
Load at Max Height — Stabilizers Up	3100 kg	7,000 lb
Maximum Forward Reach	9200 mm	30.2 ft
Load at Max Reach — No Stabilizers	550 kg	1,250 lb
Load at Max Reach — Stabilizers Down	1400 kg	3,000 lb
Load at Max Reach — Stabilizers Up	500 kg	1,150 lb
Top Travel Speed	32 kph	20 mph
Steering Modes	2-Wheel, Crab, Circle	

Dimensions

Height	2441 mm	8 ft
Width	2410 mm	7.9 ft
Wheelbase	3200 mm	10.5 ft
Length to Fork Face	5710 mm	21.3 ft
Ground Clearance	505 mm	20 in
Turning Radius over Tires	3750 mm	12.5 ft
Turning Radius over Forks	5450 mm	17.9 ft
Track	2090 mm	82.28 in
Cab Width	900 mm	35.43 in

Hydraulic System

Maximum System Pressure	250 bar	3,625 psi
Maximum Pump Flow	106 L/min	28 gal/min
Auxiliary Hydraulic Supply	60 L/min	16 gal/min
Pump Type	Variable Displacement Load Sensing Axial Piston Pump	

Service Refill Capacities

Fuel Tank	110 L	29 gal
Hydraulic Tank	65 L	17.2 gal

Transmission Speeds

Forward — 1	6 kph	4 mph
Forward — 2	12 kph	7 mph
Forward — 3	20 kph	13 mph
Forward — 4	32 kph	20 mph
Reverse — 1	6 kph	4 mph
Reverse — 2	12 kph	7 mph
Reverse — 3	20 kph	13 mph

Boom Performance


Boom Up	16 Seconds
Boom Down	8 Seconds
Tele In	12 Seconds
Tele Out	16 Seconds
Crowd Forward (dump)	3 Seconds
Crowd Backward	3 Seconds
Combined — Up and Out	33 Seconds
Combined — Down and In	17 Seconds
Boom Control	Single Joystick
Number of Sections	3
Maximum Boom Angle	75°
Minimum Boom Angle	-2.9°

Brakes

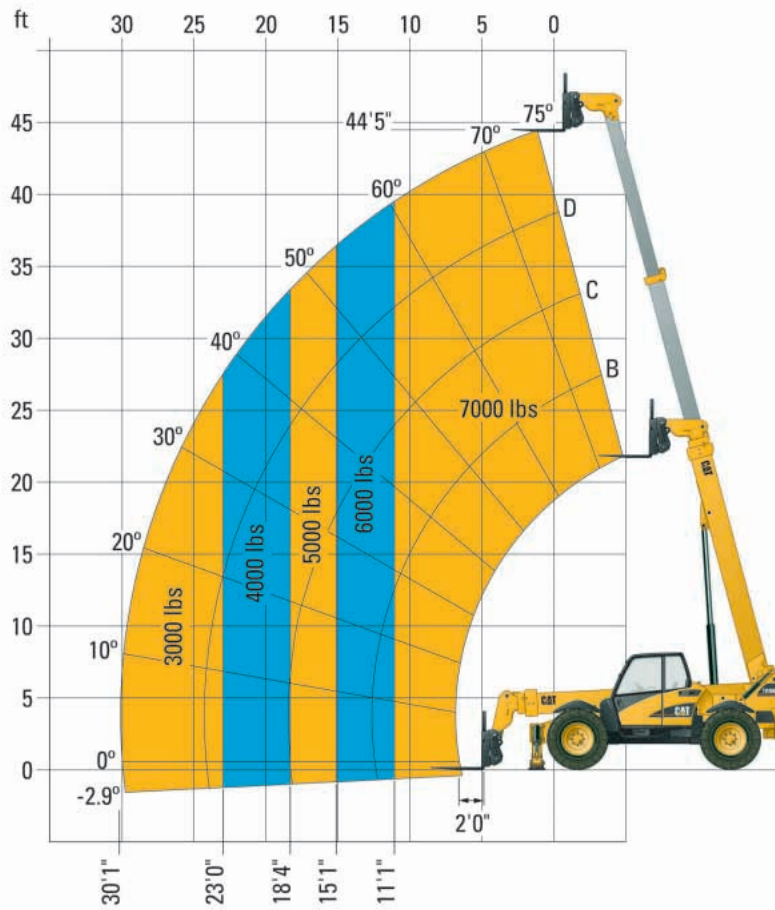
Foot Brake	Servo assisted service brake
Parking Brake	Dry disc on front axle

Dimensions

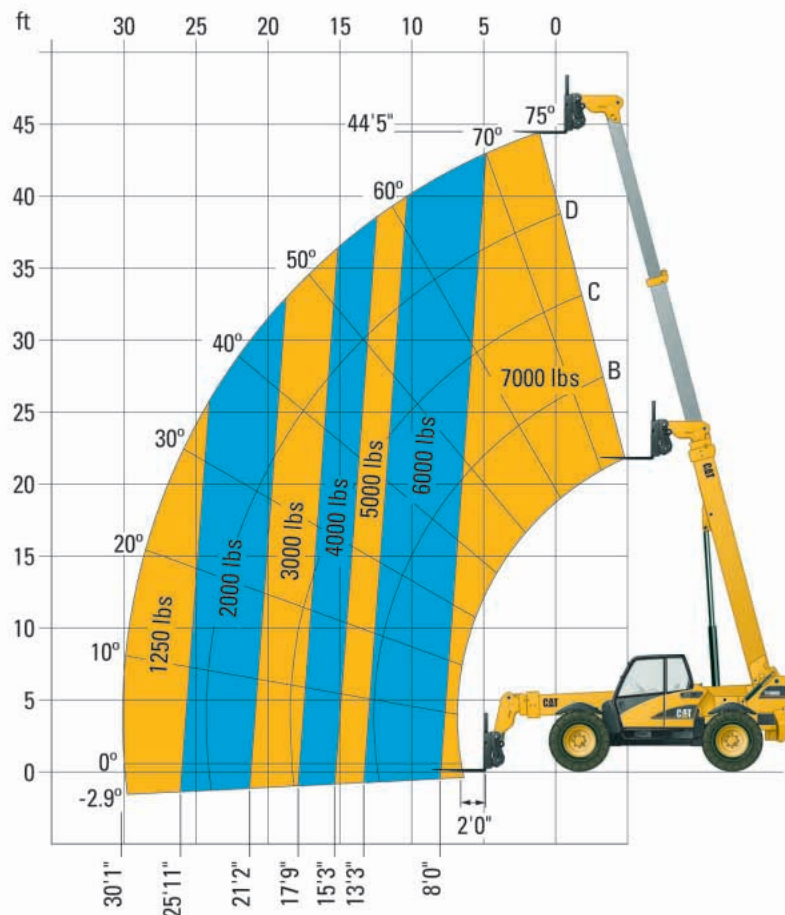
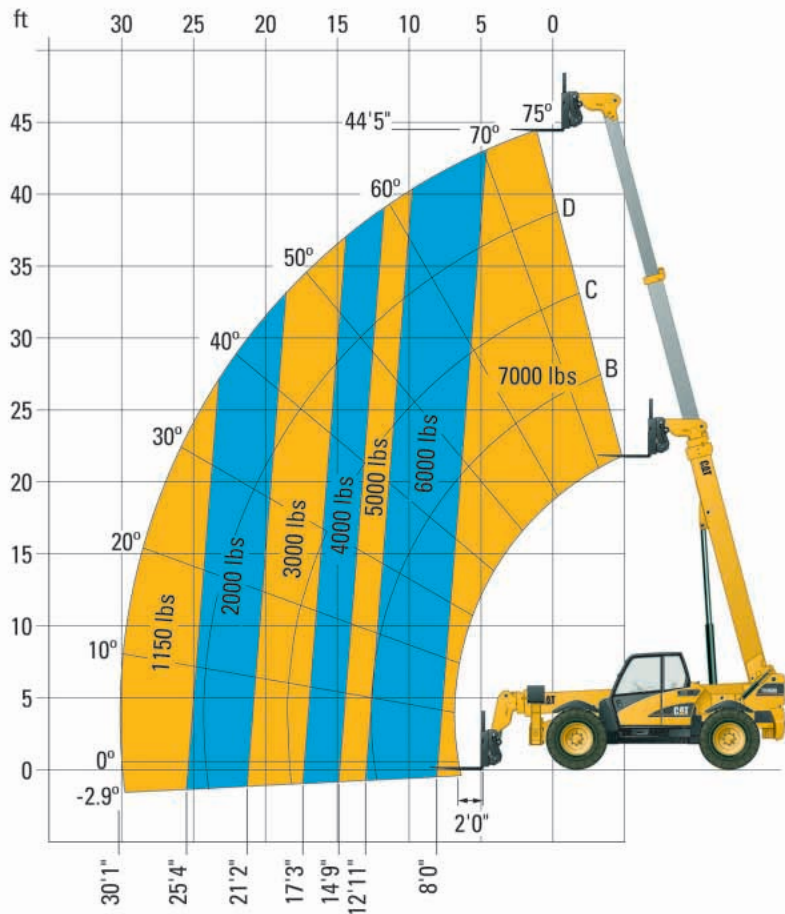
All dimensions are approximate.



Load Charts and Dimensions



Load Charts and Dimensions (continued)



Standard Equipment

Standard equipment may vary. Consult your Caterpillar dealer for details.

TELESCOPIC BOOM

- Wear pads, non-metallic
- Lock valve on hydraulic cylinders
- Boom angle indicator

ELECTRICAL

- Alternator, 90-amp
- Anti-restart key switch
- Battery, maintenance-free, 12 volt, 750 CCA
- Horn
- Alarm, backup
- Electronic Control Module
- Power sockets, 12 volt internal and external
- Caterpillar Electronic Technician diagnostic connection

OPERATOR STATION

- Canopy, ROPS/FOPS
- Joystick, electronic
- Adjustable joystick wristrest
- Low step, grab bars for easy entry
- 2-way adjustable seat, seat belt, document pouch
- Steering wheel spinner knob
- Floor mat
- Right side rear view mirror
- Service door, cab air intake filter, fuel fill, hydraulic fill, level indicator, fuse panel and washer fill
- Instrument cluster with power train and system monitor, longitudinal stability indicator, steering alignment indicator, fuel gauge, engine oil temperature gauge, engine water temperature gauge, hydraulic transmission temperature, SMU and air filter blockage indicator
- 2-piece entry door
- Cup holder
- Fixed steering column

POWER TRAIN

- Engine, Cat 3054E (U.S. EPA Tier 2 and EU Stage II compliant)
- Air cleaner, dual element and filter condition indicator
- Thermal starting aid
- Water separator
- Transmission, Caterpillar 4 forward/3 reverse Powersyncro
- Direction change, single lever, column mounted
- Spin-on filters: engine oil filter, hydraulic/transmission filter
- Axles, Caterpillar; planetary drive, full time mechanical 4-wheel drive, integrated steer cylinders protected above axles
- Steering, power assisted, enclosed oil disc brakes, front axle
- Parking brake, dry disc with transmission disconnect

STRUCTURE

- Chassis, frame level
- Rear axle lock
- Mechanical quick coupler

ANTI-FREEZE

- Anti-freeze, extended life -36° C (-34° F)

TIRES

- Cat brand 13.00-24

OTHER EQUIPMENT

- Integrated lift and tie down points
- Padlock on power module
- Retrieval point
- Standard Cat color paint

Optional Equipment

Optional equipment may vary. Consult your Caterpillar dealer for details.

TELESCOPIC BOOM

- Hydraulic quick coupler
- Single auxiliary to the boom head
- Dual auxiliary to the boom head

ELECTRICAL

- Light packages: boom lights, roading lights, cab lights
- Alternator, 105 amps
- Dual battery
- Battery disconnect
- Engine heater block, 120V/750 Watts

OPERATOR STATION

- Enclosed cab
- Air conditioning
- Heater
- Seats: cloth suspension, cloth air-suspension
- Headliner
- Door pocket
- Sun visor
- Screen guard
- Additional left hand mirror
- Rear wash/wipe
- Machine Security System (MSS)
- Beacon, magnetic mount
- Adjustable steering column
- Radio ready
- Auxiliary hydraulic continuous flow switch
- Adjustable joystick armrest

POWER TRAIN

- Differential lock
- Auto steering align

STRUCTURE

- Stabilizers

ANTI-FREEZE

- Anti-freeze, extended life -50°C (-58°F)

TIRES

- 15.5/80-24 12PR Goodyear
- 13.00-24 SGG Goodyear
- 13.0-24 SGG-2A Goodyear (Trak N Seal)
- 13-24 Cat foam filled
- 13-24 Cat (Trak N Seal)
- 13-24 SGG-2A Goodyear foam filled
- 15.5-25 Cat
- 15.5-25 Cat foam filled
- 15.5-25 Cat (Trak N Seal)
- 15.5-25 SGL Goodyear
- 15.525 XTLA Michelin
- 15.5R25 XHA Michelin
- 15.5R25 XTLA Michelin

OTHER EQUIPMENT

- Fenders
- Lockable storage drawer
- Steering cylinder lock

WORK TOOLS

- Carriage: standard, rotate, wide frame, wide frame (rotate), side-shift
- Forks:
 - Pallet forks $50 \times 100 \times 1220$ mm (2 in \times 4 in \times 48 in)
 - Block forks $51 \times 51 \times 1219$ mm (2 in \times 2 in \times 48 in)
 - Pallet forks $51 \times 102 \times 1524$ mm (2 in \times 4 in \times 60 in)
- Buckets:
 - General Purpose 1.0 m^3 (1.3 yd³)
 - Material Handling 1.5 m^3 (1.95 yd³)
 - Multi Purpose 1.0 m^3 (1.3 yd³)
 - Grapple 0.85 m^3 (1.1 yd³)
- Material Handling Arm
- Self-tipping Hopper, 1.2 m^3 (1.56 yd³)
- Lifting Hook
- Truss Boom

OTHER ATTACHMENTS

- Hitch, manual rear-tow

TH360B Telehandler

ForgetAboutBob.com

There's A New Skid Steer In Town!



800-492-6994

For more complete information on Cat products, dealer services,
and industry solutions, visit us on the web at www.CAT.com

© 2004 Caterpillar
Printed in U.S.A.

AEHQ5490-02 (4-04)

Replaces AEHQ5490-01

Materials and specifications are subject to change without notice.
Featured machines in photos may include additional equipment.
See your Caterpillar dealer for available options.

CATERPILLAR®